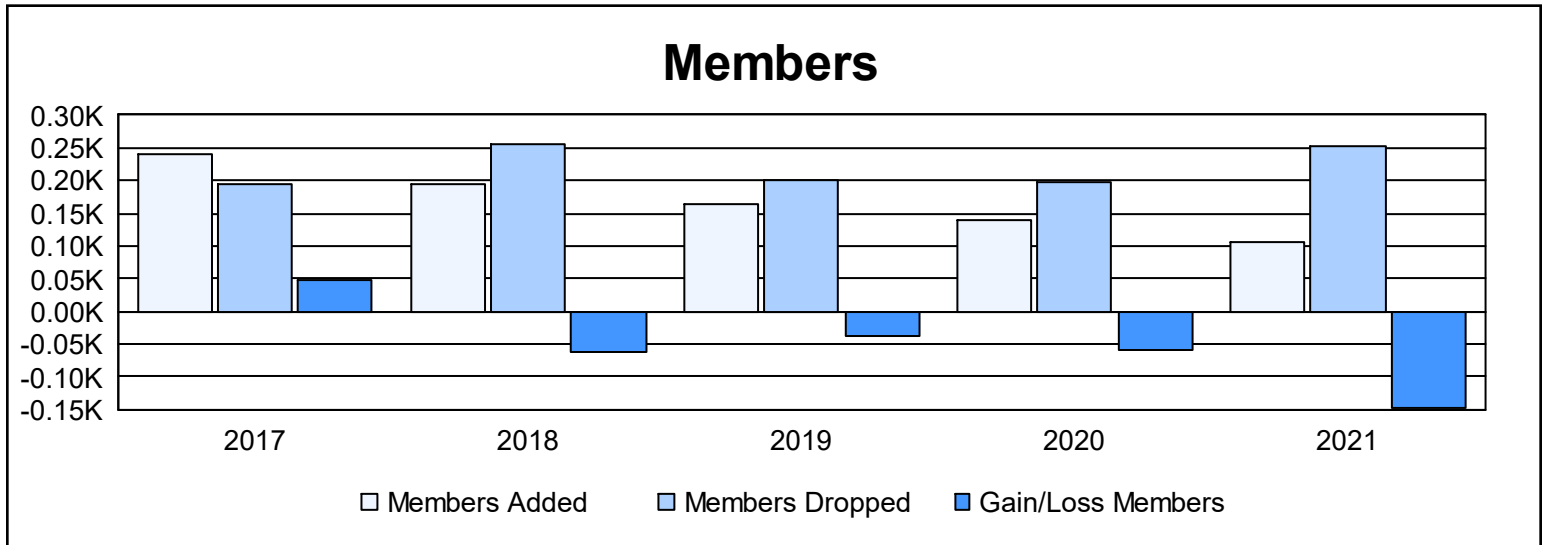
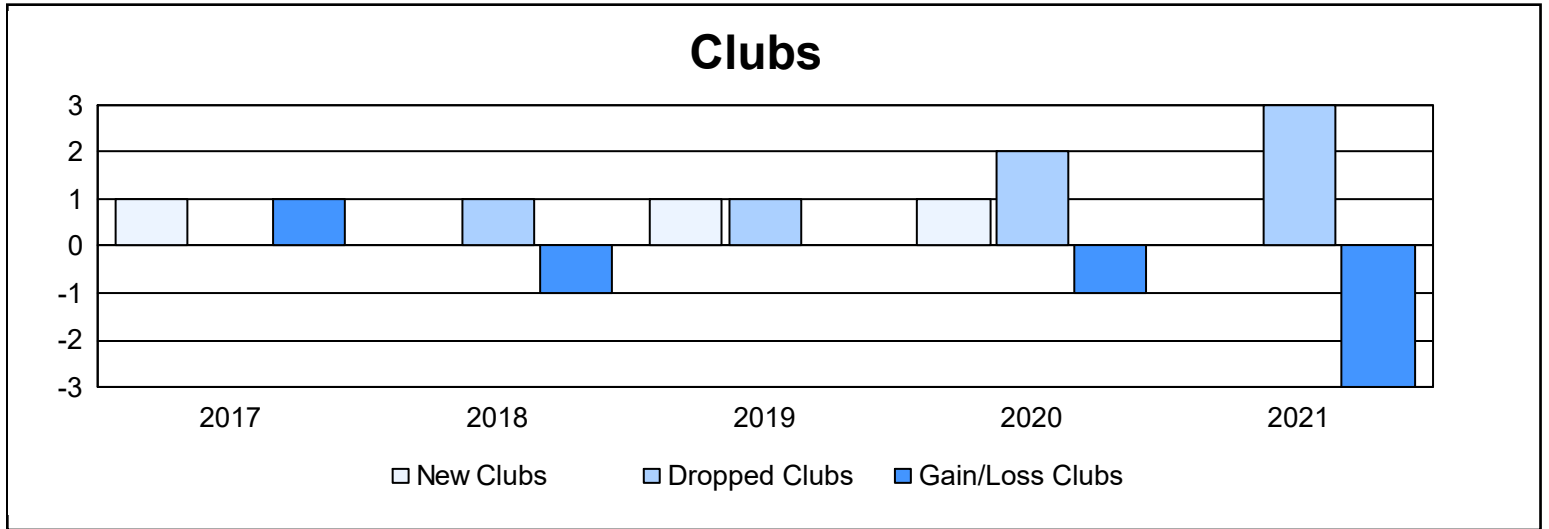
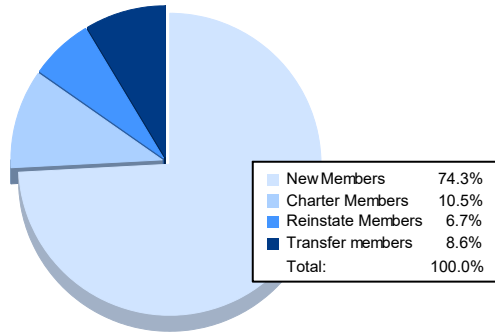


| Year | New Clubs | Dropped Clubs | Gain/ Loss Clubs | New Members | Charter Members | Reinstate Members | Transfer Members | Total Member Added | Total Members Dropped | Gain/ Loss Members |
|----------------|-----------|---------------|------------------|-------------|-----------------|-------------------|------------------|--------------------|-----------------------|--------------------|
| 2016-2017 | 1 | 0 | 1 | 196 | 29 | 9 | 7 | 241 | 193 | 48 |
| 2017-2018 | 0 | 1 | -1 | 180 | 0 | 2 | 12 | 194 | 257 | -63 |
| 2018-2019 | 1 | 1 | 0 | 114 | 26 | 8 | 16 | 164 | 202 | -38 |
| 2019-2020 | 1 | 2 | -1 | 80 | 41 | 2 | 16 | 139 | 198 | -59 |
| 2020-2021 | 0 | 3 | -3 | 78 | 11 | 7 | 9 | 105 | 252 | -147 |
| Average | 1 | 1 | -1 | 130 | 21 | 6 | 12 | 169 | 220 | -52 |



Membership Composition June 2021 Cumulative



Gender Composition June 2021 Cumulative

